

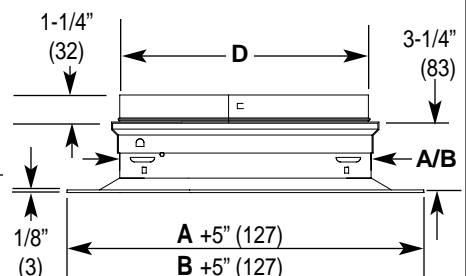
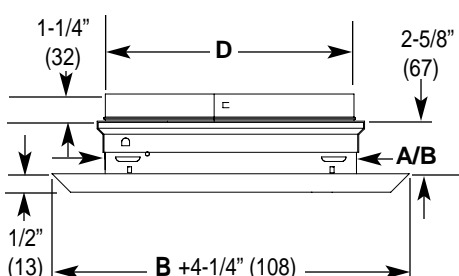
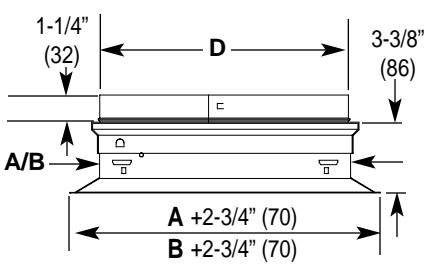
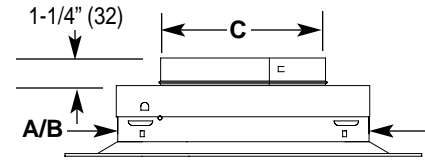
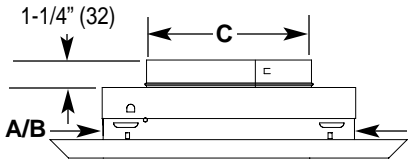
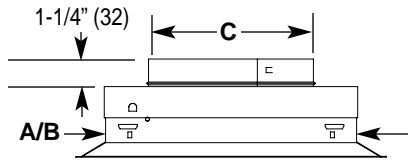
IP [English] Dimensions
SI (Metric) In Parentheses

CARNES COMPANY, 448 S. Main St., P. O. Box 930040, Verona, WI. 53593-0040 Phone: 608/845-6411 Fax: 608/845-6470 E-Mail: carnes@carnes.com www.carnes.com

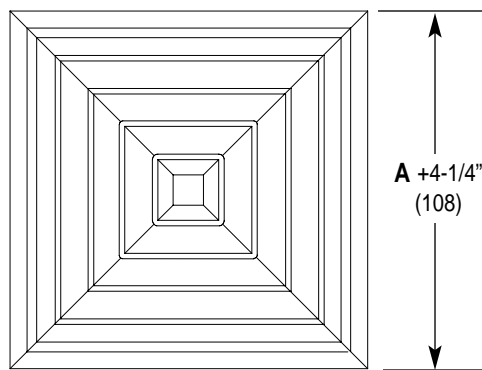
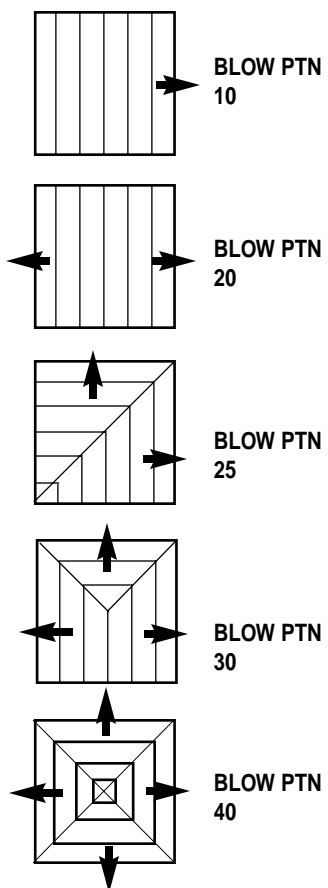
SKEA
 Minimum Recommended
 Ceiling Opening:
 A+2-1/4" (57)
 B+2-1/4" (57)

SKSA
 Minimum Recommended
 Ceiling Opening:
 A+1" (25)
 B+1" (25)

SKFA
 Minimum Recommended
 Ceiling Opening:
 A+2" (51)
 B+2" (51)



AVAILABLE BLOW PATTERNS



Notes:

1. The standard finish is #01 White Electrocoat Baked Enamel.
2. Round inlet is Nominal Size minus 1/8" (3) to fit inside the duct.
3. Metric dimensions are in millimeters.
4. Cores of different blow patterns interchange in frames of the same size.

Size-To-Smaller Transitions		Size-To-Size Transitions	
Square Neck Nominal Size Ax B	Round Neck Nominal Size C	Square Neck Nominal Size Ax B	Round Neck Nominal Size D
6" x 6" (152 x 152)	5" (127)	6" x 6" (152 x 152)	6" (152)
9" x 9" (229 x 229)	6", 8" (152, 203)	9" x 9" (229 x 229)	9" (229)
12" x 12" (305 x 305)	10" (254)	12" x 12" (305 x 305)	12" (305)
15" x 15" (381 x 381)	12", 14" (305, 356)	15" x 15" (381 x 381)	15" (381)
18" x 18" (457 x 457)	16" (406)	18" x 18" (457 x 457)	18" (457)
21" x 21" (533 x 533)	18", 20" (457, 508)	21" x 21" (533 x 533)	21" (533)