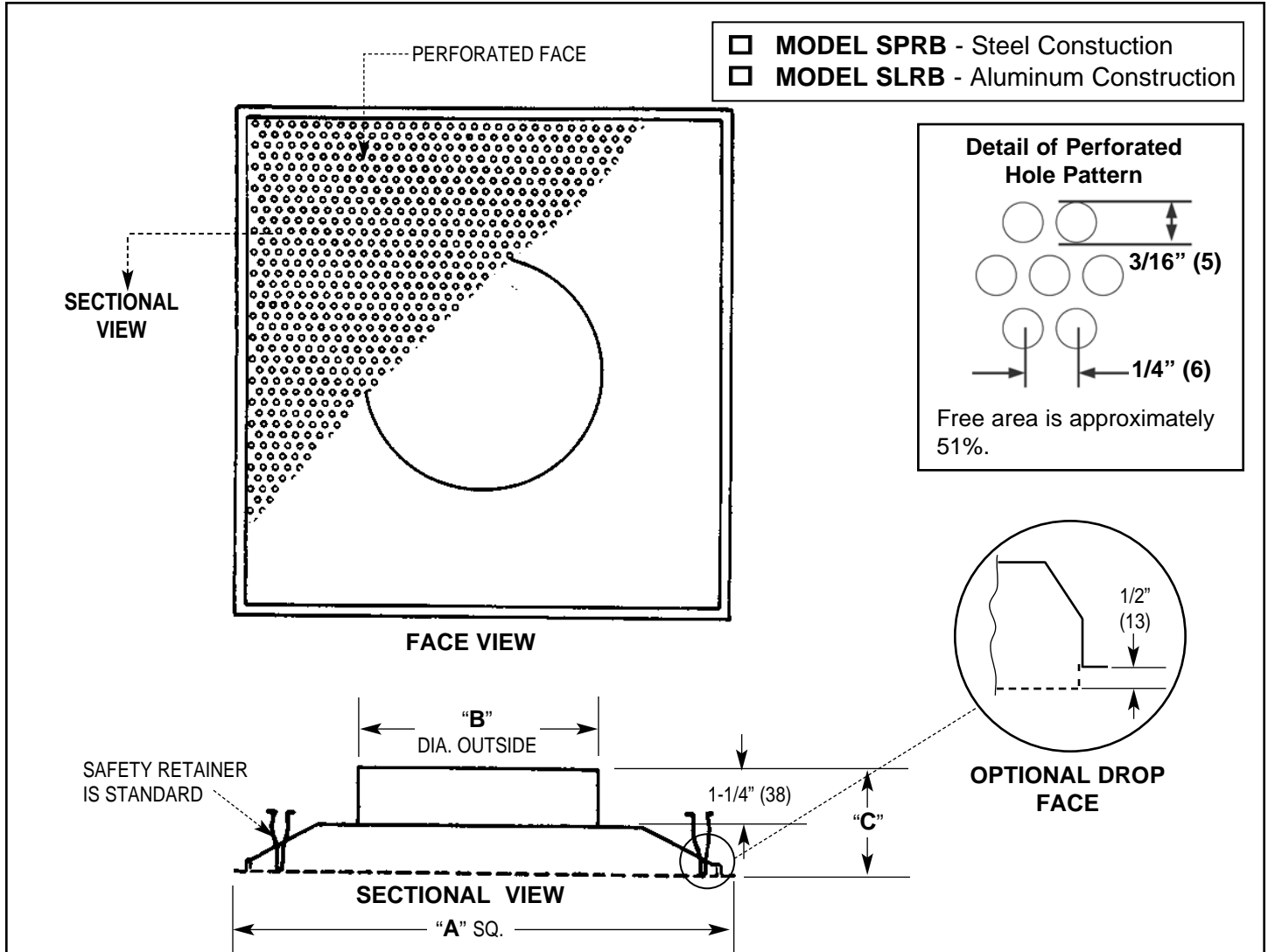


Model SPRB (Steel Construction) - Return Round Neck Model SLRB (Aluminum Construction) - Return Round Neck Stamped Perforated Diffuser - T-bar Lay In

Imperial [IP] Dimensions
Metric (SI) in Parentheses

CARNES COMPANY 448 S. Main St., P. O. Box 930040, Verona, WI 53593-0040 Phone: (608)845-6411 Fax: (608)845-6504 www.carnes.com



DIMENSIONS LISTED IN INCHES (Millimeters)

Model Number	Options		A	B	C
	Drop Face	Alum. Face			
SL/SPRB 114	05			4-7/8 (124)	2-1/2 (64)
	06	N/A	A	5-7/8 (149)	
	07			6-7/8 (175)	
	08			7-7/8 (200)	
SL/SPRB 224	05			4-7/8 (124)	2-3/4 (70)
	06			5-7/8 (149)	
	07			6-7/8 (175)	
	08			7-7/8 (200)	
	10	D	A	9-7/8 (251)	
	12			11-7/8 (302)	
	14			13-7/8 (352)	
	16			15-7/8 (403)	
	18			17-7/8 (447)	
	20			19-7/8 (505)	

Notes:

- Construction of SPRB is steel ceiling plate and steel face plate.
- Construction of SLRB is aluminum ceiling plate and aluminum face plate.
- Model SPRB is available with an aluminum face plate as an option.
- Metric dimensions are given in millimeters.
- Standard finish is electrocoat acrylic baked enamel.
- Standard color is #11 bright white.
- Inlet is undersized by 1/8" (3) to fit inside standard duct.
- 24" x 24" face T-bar frame (Frame 4) is shown above with standard face (Face C or A).

Model SPRB (Steel Construction) - Return Round Neck Model SLRB (Aluminum Construction) - Return Round Neck Stamped Perforated Diffuser - T-bar Lay In

Imperial [IP] Dimensions
Metric (SI) in Parentheses

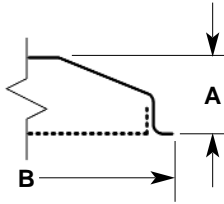
CARNES COMPANY 448 S. Main St., P. O. Box 930040, Verona, WI 53593-0040 Phone: (608)845-6411 Fax: (608)845-6504 www.carnes.com

Standard T-Bar Mount

Frame 4

Standard Face C (Steel) or A (Aluminum)

- Fits 15/16" and 9/16" flat-face T-bar.
- Use with KXFA Auxiliary Frame for surface mount applications.



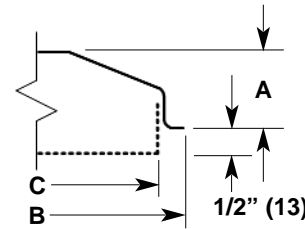
Nom. Face	12" x 12"	24" x 24"
Unit Height (A)	1-1/4" (32)	1-1/2" (38)
Unit Width (B)	11-3/4" (298)	23-3/4" (603)

15/16" Tegular Mount

Frame 4

Drop Face D (Steel) or B (Aluminum)

- Fits 15/16" and 9/16" flat-face T-bar.
- Fits 15/16" tegular ceilings.
- Use with KXFA Auxiliary Frame for surface mount applications.



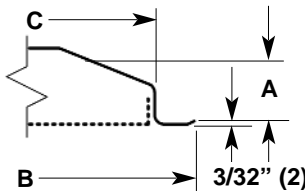
Nom. Face	12" x 12"	24" x 24"
Unit Height (A)	1-1/4" (32)	1-1/2" (38)
Unit Width (B)	11-3/4" (298)	23-3/4" (603)
Face Width (C)	11" (279)	23" (584)

Surface Mount

Frame 2

Standard Face C (Steel) or A (Aluminum)

- For use with hard duct or special mounting by contractor.
- Not available with 24" x 24" aluminum ceiling plate.



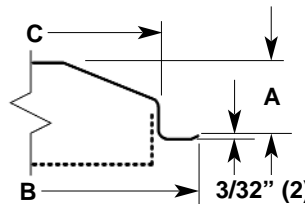
Nom. Face	12" x 12"	24" x 24"
Unit Height (A)	1-3/16" (30)	1-7/16" (37)
Unit Width (B)	12-1/2" (318)	24-1/2" (622)
Rec. Ceiling Opening (C)	11" (279)	23" (584)

Surface Mount with Drop Face

Frame 2

Drop Face D (Steel) or B (Aluminum)

- For use with hard duct or special mounting by contractor.
- Not available with 24" x 24" aluminum ceiling plate.
- Face projects 1/2" (13) below ceiling plate.



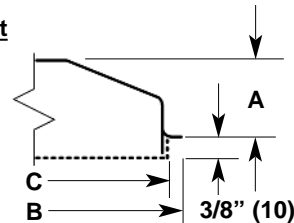
Nom. Face	12" x 12"	24" x 24"
Unit Height (A)	1-3/16" (30)	1-7/16" (37)
Unit Width (B)	12-1/2" (318)	24-1/2" (622)
Rec. Ceiling Opening (C)	11" (279)	23" (584)

Donn® Fineline® Style and 9/16" Tegular Mount

Frame 9

Standard Face C (Steel) or A (Aluminum)

- Fits Donn® Fineline® style ceilings.
- Fits 9/16" tegular ceilings.



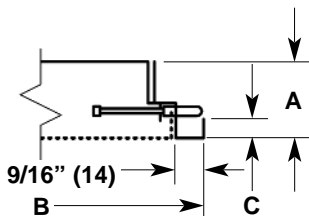
Nom. Face	12" x 12"	24" x 24"
Unit Height (A)	1-3/16" (30)	1-7/16" (37)
Unit Width (B)	12-1/2" (318)	23-3/4" (603)
Face Width (C)	11-3/8" (289)	23-3/8" (594)

Concealed Spine Mount

Frame 8

Standard Face C (Steel) or A (Aluminum)

- Fits concealed spline ceilings.
- Sliding pin locks ceiling plate to grid.
- Pin is concealed for architectural appeal.



Nom. Face	12" x 12"	24" x 24"
Unit Height (A)	1-3/16" (30)	1-7/16" (37)
Unit Width (B)	11-31/32" (304)	24-31/32" (609)
Drop (C)	3/8" (10)	3/8" (10)