

- RSPA25 - Grille
- RSPA26 - Register
- RSPA27 - Grille with Fire Damper
- RSPA28 - Register with Fire Damper

Application



The RSPA25 group is used in maximum security applications where the goal is not only to deter passage through the wall, but also to deter concealment of contraband inside the duct.

Standard Features

- Face and sleeve are 3/16" hot-rolled steel.
- Hole pattern is 1/4" round holes on staggered 7/16" centers.
- 2" x 2" x 3/16" wall angles are provided as standard, in four loose pieces for field welding.
- Standard finish is electrocoat acrylic baked enamel.
- Standard color is #11 bright white.
- Min. wall depth for RSPA27 is 5", to conform to UL listing.
- Min. wall depth for RSPA27 is 7", to conform to UL listing.

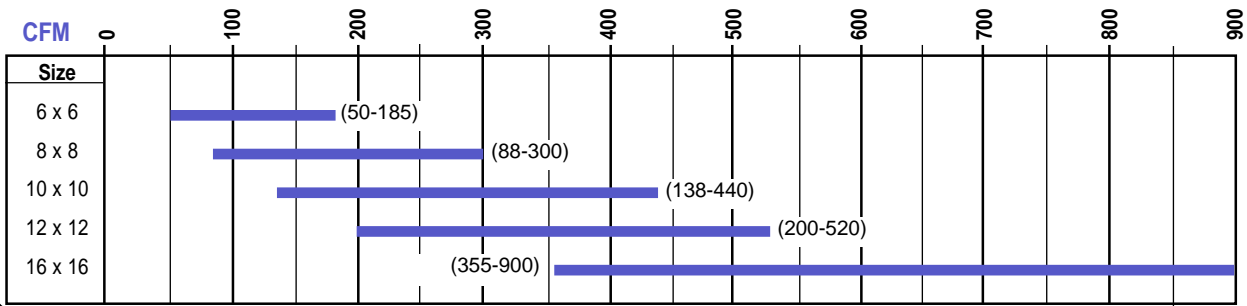
Optional Features

- When specified, Option "H" provides the wall angles in four loose pieces for field bolting, with mounting holes pre-punched in the angles, and security nuts and bolts provided.
- Aluminum & stainless steel construction available upon request. Please contact factory for pricing & availability.

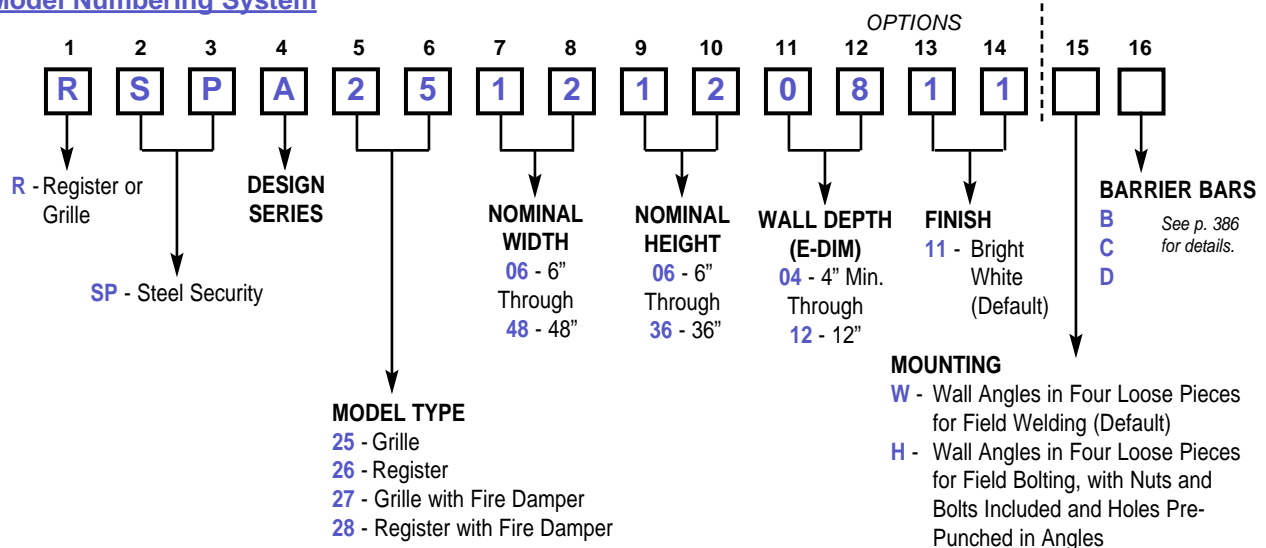


Quick Select Chart

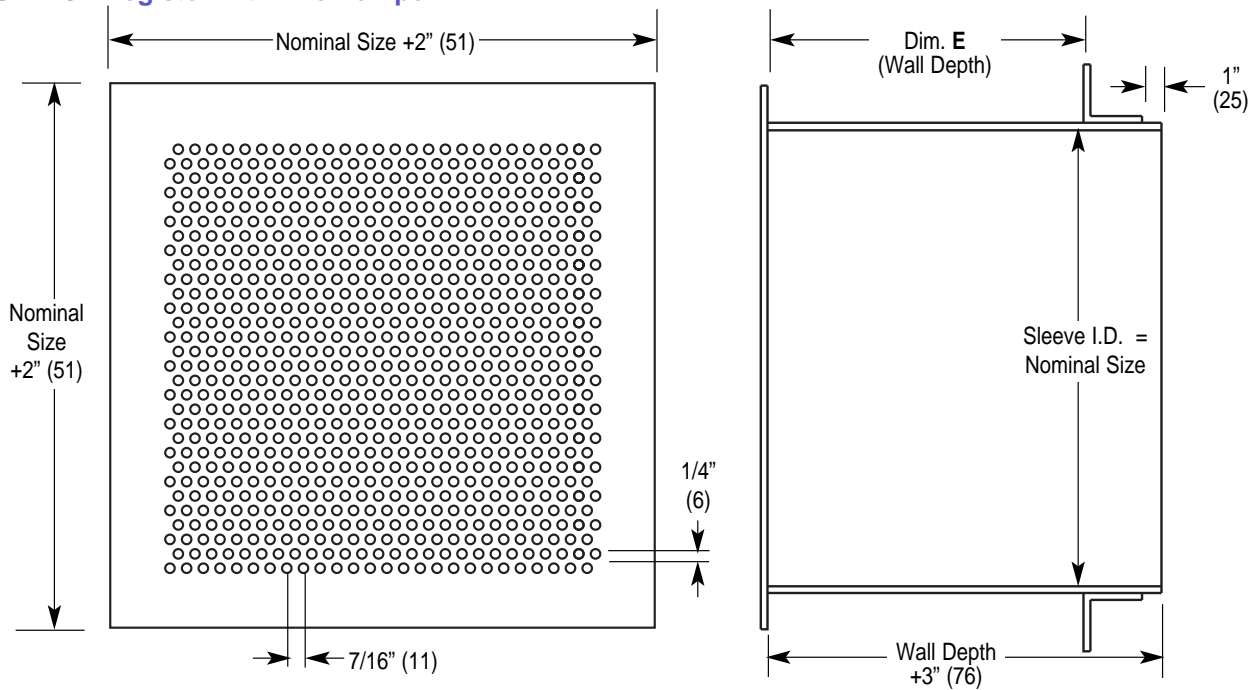
This shows units with: • A maximum NC/RC of 35.
• A minimum duct velocity of 200 FPM.



Model Numbering System



- RSPA25 - Grille
- RSPA26 - Register
- RSPA27 - Grille with Fire Damper
- RSPA28 - Register with Fire Damper



RSPA26

Model Notes:

1. Opposed Blade damper is electrogalvanized steel construction.
2. Damper is operated via flat-blade screwdriver through the face as standard.

RSPA27

Model Notes:

1. Fire damper is dynamic wall-mount style as standard.
2. The fire damper is UL555 classified with 1-1/2 hour rating.
5. Minimum wall depth is 5\".

RSPA28

Model Notes:

1. Opposed blade damper is electrogalvanized steel construction.
2. Opposed blade damper is operated via flat-blade screw driver through the face as standard.
3. Fire damper is dynamic wall mount style as standard.
4. The fire damper is UL555 classified with 1-1/2 hour rating.
5. Minimum wall depth is 7\".

- Overall Notes:**
1. Metric dimensions are given in millimeters, shown in parentheses.
 2. Recommended Minimum Wall Opening size is Listed Size Plus 3/4\" (19).
 3. Size 12\" x 12\" (305 x 305) with an 8\" (203) wall depth, is shown above.

- RSPA25 - Grille
- RSPA26 - Register
- RSPA27 - Grille with Fire Damper
- RSPA28 - Register with Fire Damper

Duct Velocity		50	100	150	200	250	300	350
Total Pressure		0.001	0.005	0.012	0.020	0.031	0.048	0.062
6" x 6" (.25 ft ²)	Air Flow (CFM)	12	25	37	50	62	75	87
	Sound (NC)	<10	<10	<10	<10	<10	11	15
	Throw (Ft.)	1	2	5	8	10	12	14
8" x 8" (.44 ft ²)	Air Flow (CFM)	22	44	66	88	111	133	155
	Sound (NC)	<10	<10	<10	<10	<10	14	18
	Throw (Ft.)	1	3	7	10	14	15	19
10" x 10" (.69 ft ²)	Air Flow (CFM)	34	69	104	138	173	208	243
	Sound (NC)	<10	<10	<10	<10	<10	16	20
	Throw (Ft.)	1	3	8	13	17	20	23
12" x 12" (1.00 ft ²)	Air Flow (CFM)	50	100	150	200	250	300	350
	Sound (NC)	<10	<10	<10	<10	11	18	22
	Throw (Ft.)	2	4	10	16	21	24	29
14" x 14" (1.36 ft ²)	Air Flow (CFM)	68	136	204	272	340	408	476
	Sound (NC)	<10	<10	<10	<10	12	19	23
	Throw (Ft.)	2	5	12	18	24	27	33
16" x 16" (1.78 ft ²)	Air Flow (CFM)	88	177	266	355	444	533	622
	Sound (NC)	<10	<10	<10	<10	14	20	24
	Throw (Ft.)	2	5	13	21	27	31	38
18" x 18" (2.25 ft ²)	Air Flow (CFM)	112	225	337	450	562	675	787
	Sound (NC)	<10	<10	<10	<10	15	21	25
	Throw (Ft.)	2	6	14	24	31	35	42
20" x 20" (2.78 ft ²)	Air Flow (CFM)	138	277	416	555	694	833	972
	Sound (NC)	<10	<10	<10	<10	16	22	26
	Throw (Ft.)	2	7	17	26	34	39	47
22" x 22" (3.36 ft ²)	Air Flow (CFM)	168	336	504	672	840	1008	1176
	Sound (NC)	<10	<10	<10	10	16	22	27
	Throw (Ft.)	2	7	18	29	38	43	52
24" x 24" (4.00 ft ²)	Air Flow (CFM)	200	400	600	800	1000	1200	1400
	Sound (NC)	<10	<10	<10	11	17	23	27
	Throw (Ft.)	2	8	19	32	41	47	57

Notes on Performance Data

- Performance data is based on tests conducted in accordance with ANSI/ASHRAE Standard 70-1991.
- Actual performance in the field may vary.
- Testing was conducted in isothermal conditions.
- Sound level values are based on room absorption of 10 db re 10⁻¹² watts.

Units of Measure Used

- Velocity is given in Feet per Minute (fpm).
- Pressure is given in Inches of Water (w.g.).
- Flows are given in Cubic Feet per Minute (CFM).
- Throw is given in feet to a terminal velocity of 50 fpm.
- Sound data is given in Noise Criteria (NC).

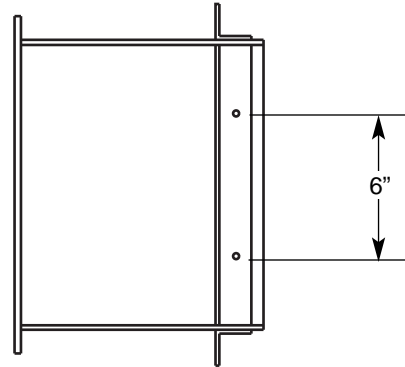
Option “H” - Mounting Angles for Field Bolting onto Wall R&G

Application

The RSPA 51 group is used in security applications where there is a concern that the occupant may attempt suicide. The 3/16” perforated hole pattern is designed to deter passage of any string through the face and back. This hole pattern also prevents any chance to hide contraband. This is not a substitute for proper security practices. Because of the perforated hole pattern, the opposed blade damper needs to be accessed from the back side.

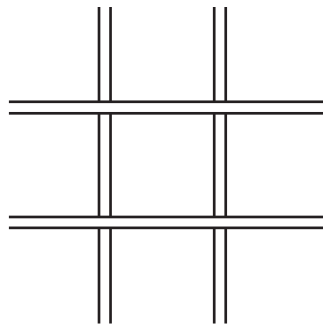
Features

- Mounting angles are provided with holes punched on 6” centers.
- There are a minimum of 2 holes per mounting angle.
- The bolts provided are #1/4-20 x 1” snake-eyes head.
- The nuts provided are 1/4-20 self-locking hex nuts.

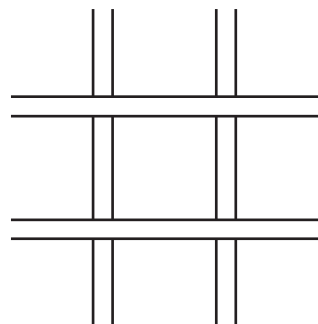


Barrier Bar Options

Option B - 1/2” round bar on 6” centers.



Option C - 3/4” round bar on 6” centers.



Option D - 3/4” round bar vertical on 6” centers through horizontal bars (3/8” x 2-1/2”) on 12” centers. All intersections are welded.

