

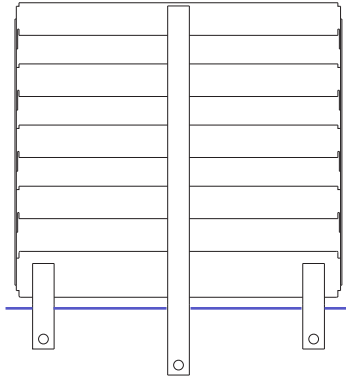
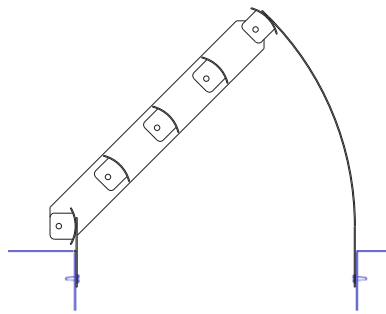
Application

This is designed to mount in the main duct at a takeoff to deflect air uniformly in to the branch duct.

Standard Features

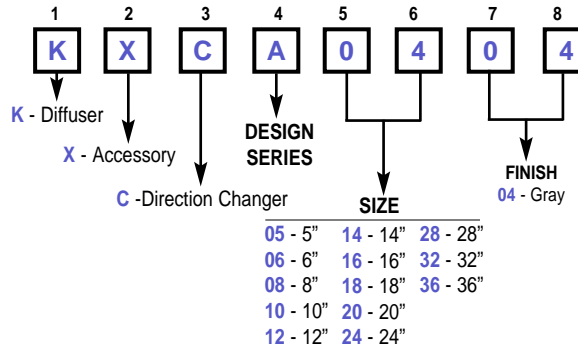
- Curved blades are individually adjustable to precisely control the air deflection.
- Adjusting strap allows setting to any angle.
- Construction is steel.
- Standard finish is electrocoat acrylic baked enamel.
- Standard color is #04 gray.

Dimensional Data



Listed Size	Dim. "A"	Dim. "B"
5"	4-5/8"	7"
6"	5-5/8"	7"
8"	7-5/8"	9"
10"	9-5/8"	11"
12"	11-5/8"	13"
14"	13-5/8"	15"
16"	15-5/8"	17"
18"	17-5/8"	19"
20"	19-5/8"	21"
24"	23-5/8"	25"
28"	26-3/4"	29"
32"	30-3/4"	33"
36"	34-3/4"	37"

Model Numbering System



Direction Changer for Square and Rectangular Ducts (KXGA)

Application:

Direct air from the main duct uniformly into the branch take-off or grille neck for even air distribution over the neck of the outlet. Mounts in the main duct at the take-off.

Standard Features:

- Comes in square and rectangular sizes up to 24" x 24".
- Construction is steel.
- Standard finish is electrocoat acrylic baked enamel.
- Standard color is #04 gray.

Model Numbering System

