

Imperial [IP] Dimensions
Metric (SI) in Parentheses

CARNES COMPANY, 448 S. Main St., P. O. Box 930040, Verona, WI 53593-0040 Phone (608) 845.6411 Fax: (608) 845.6470 carnes@carnes.com

Leakage Performance

Leakage - L/s/m² (FT³/min/ft²)

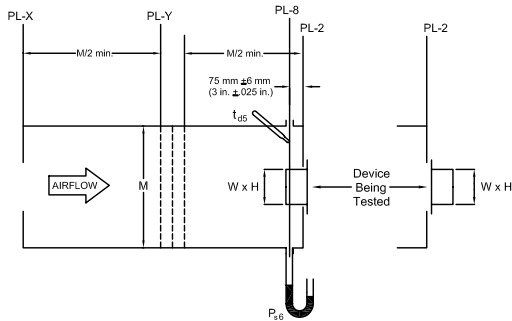
Damper Width x Height	1 in. w.g. Class	4 in. w.g. Class	8 in. w.g. Class
36" x 36"	0.5 (Class 1A)	5.6 (Class 1A)	20.8 (Class 2)

Note: At 1" w.g. damper leaks 0.5 cfm per square foot.

AMCA Standards

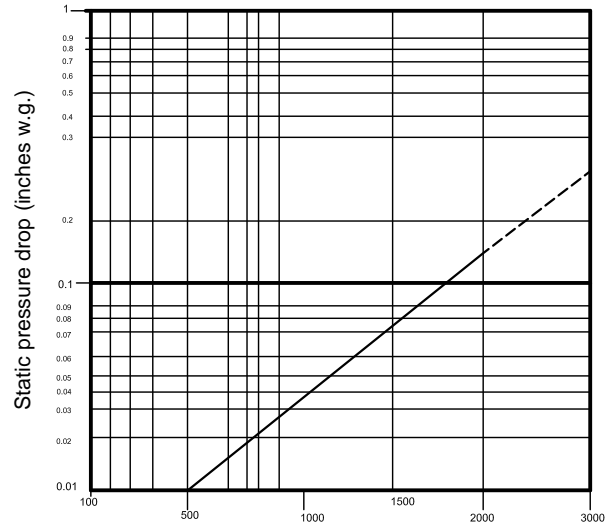
Class	Pressure	Leakage, ft ³ /min/ft ²			
		Required Rating		Extended Ranges (optional)	
		0.25 kPa (1")	1.0 kPa (4")	2.0 kPa (8")	3.0 kPa (12")
1A		15.2 (3)	40.6 (8)	55.9 (11)	71.1 (14)
1		20.3 (3)	40.6 (8)	55.9 (11)	71.1 (14)
2		50.8 (10)	102 (20)	142 (28)	178 (35)
3		203 (40)	406 (80)	569 (112)	711 (140)

Leakage Classification per AMCA publication 511-99



Test device setup with inlet chamber

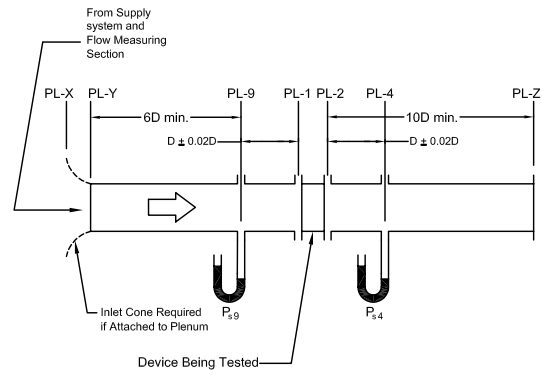
Pressure Drop



Free Area Velocity (ft/min)

Based on standard air - .075 lbs per cubic foot
FDCB, FDHB size tested: 36 x 36

Free Area Velocity ft/min (m/s)	Pressure drop w.g. (PA)	CFM
392 (1.99)	.005 (1.24)	3528
789 (4.01)	.02 (4.97)	7100
1208 (6.14)	.05 (12.42)	10,877
1598 (8.12)	.09 (22.35)	14,382
2006 (10.19)	.14 (34.77)	18,061



Test device setup with inlet and outlet ducts

Ratings shown are based on tests made in accordance with AMCA standard 500.