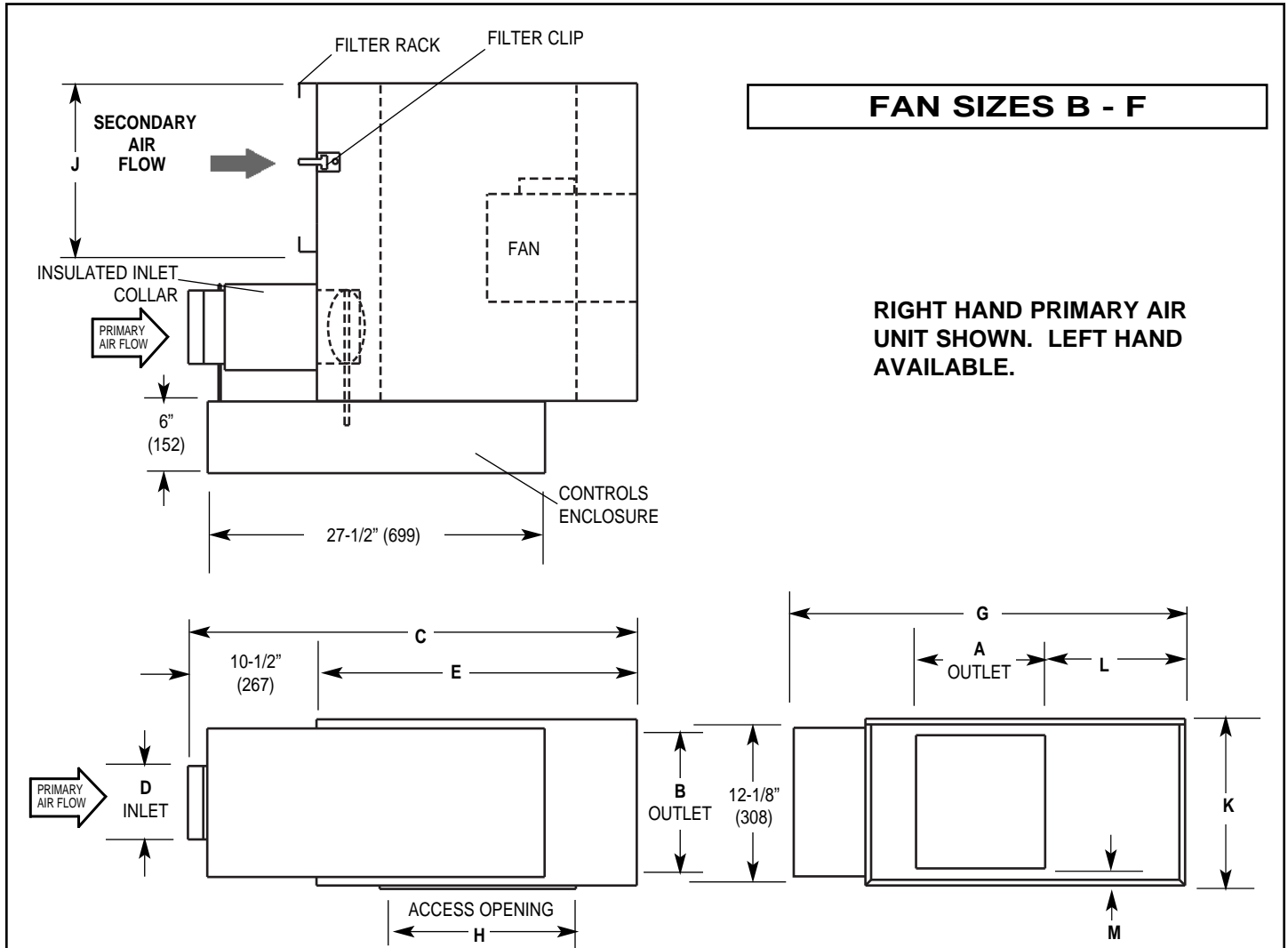


Imperial [IP] Dimensions  
Metric (SI) in Parentheses

CARNES COMPANY 448 S. Main St., P. O. Box 930040, Verona, WI 53593-0040 Phone: (608)845-6411 Fax: (608)845-6470 www.carnes.com



**FAN SIZES B - F**

**RIGHT HAND PRIMARY AIR UNIT SHOWN. LEFT HAND AVAILABLE.**

**DIMENSIONS LISTED IN INCHES (Millimeters)**

Fan Size	Inlet Size	Primary CFM (L/s)	Sec. CFM @ .25" E.S.P. (L/s)	Fan H.P.	Outlet		Inlet		E	G	H	J	K	L	M
					A	B	C	D							
B	06	400 (189)	400 (189)	1/3	11-3/4 (298)	8 (203)	40-1/2 (1029)	5-7/8 (149)	30 (762)	29 (737)	20 (508)	12 (305)	14 (356)	8-1/4 (210)	1 (25)
C	07	600 (283)	600 (283)	1/3				6-7/8 (175)							
D	08	1000 (472)	1000 (472)	1/3				7-7/8 (200)							
E	10	1500 (708)	1500 (708)	1	13 (330)	40 (1016)	9-7/8 (251)	40-1/2 (1029)	19-1/4 (489)	17-1/2 (445)	*15-1/2 (394)				
F	12	2100 (991)	2100 (991)	1			11-7/8 (302)								

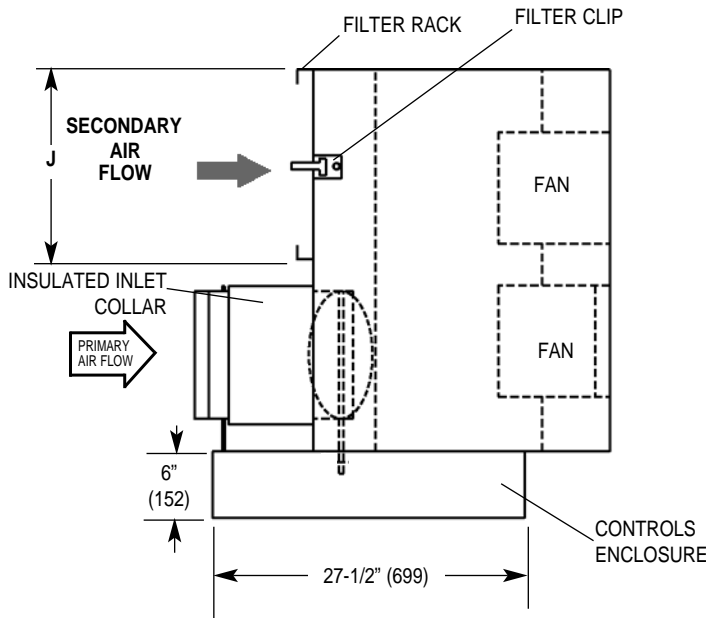
**NOTE:** Outlet dimensions refer to the actual opening.

\*Left hand dimension is 7 (178).

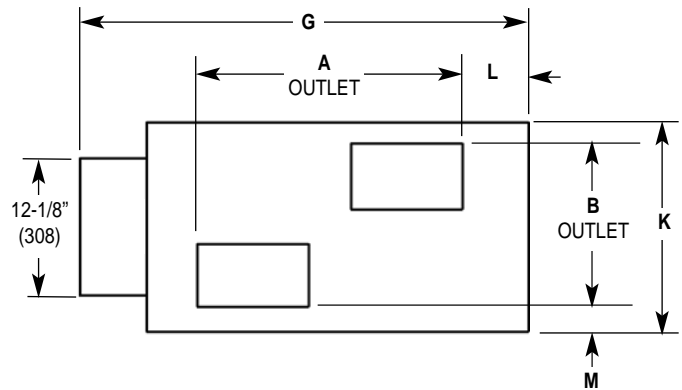
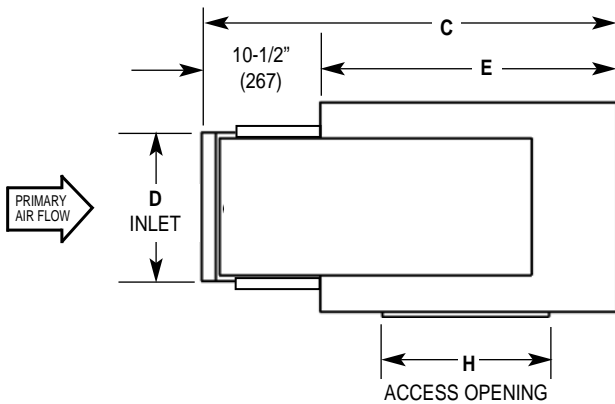
Imperial [IP] Dimensions  
Metric (SI) in Parentheses

CARNES COMPANY 448 S. Main St., P. O. Box 930040, Verona, WI 53593-0040 Phone: (608)845-6411 Fax: (608)845-6470 www.carnes.com

### FAN SIZES G and H



RIGHT HAND PRIMARY AIR UNIT SHOWN. LEFT HAND AVAILABLE.



#### DIMENSIONS LISTED IN INCHES (Millimeters)

Fan Size	Inlet Size	Primary CFM (L/s)	Sec. CFM @ .25" E.S.P. (L/s)	Fan H.P.	Outlet		C	Inlet		E	G	H	J	K	L	M
					A	B		D								
G	14	3100 (1462)	3100 (1462)	1 (2)	29 (737)	15-1/4 (387)	40-1/2 (1029)	13-7/8 (352)	30 (762)	56 (1422)	17-3/4 (451)	28-1/4 (718)	17-1/2 (445)	10-1/2 (267)	1-1/2 (38)	
H	16	3800 (1792)	3800 (1792)	1 (2)	31-1/2 (800)	15-1/4 (387)		15-7/8 (403)						9-1/4 (235)		

Note: Outlet dimensions refer to the actual opening.